

**Playing:** Playing I Spy encourages children to look around their environment and think about how to describe things using colors, shapes, textures, or rhymes. This can be done while on a walk, at the market, the playground, or at home!

**Writing:** Make paper crafts together to strengthen those little fingers to get them ready for writing. Use glue sticks, safety scissors, and crayons to develop fine motor skills.

**Singing:** Make up songs throughout the day. Singing can also make tough transitions easier. Sing "here we go now to brush our teeth" to the tune of All Around the Mulberry Bush.

**Talking:** Ask what might happen next when you turn the page or what happens to the characters after you read the end of the story.





**Reading:** Take a "picture walk" before reading the text of the book. Make predictions and talk about what might be happening in the story.



# My Reading Log for Books 701-800

Name \_\_\_\_\_

**Color in or check off a shape each time you finish a book.**



**When you have colored in all the shapes, bring your log back to the Children's Library for the next log, a sticker, a coloring page and to move your turtle down the wall.**

