

Playing: Make a simple instrument together with a paper towel roll and some beads.

materials you have around the house!

Writing: Make letters with playdoh, popsicle sticks, toothpicks, pipe cleaners or any

are in your child's name.

Singing: Sing the ABC song and look for letters in your environment. Share what letters

dance?"

Talking: Talk about feelings throughout the day. "How did you feel when your friend took your toy?" "What do you think I was feeling when you showed me your funny

read with them.

Reading: If your child wants to be with you when your hands are busy, hand them a book! Talk about what they see in the pictures when you don't have time to sit and









My Reading Log for Books 801-900

Name _____



Color in or check off a shape each time you finish a book.



When you have colored in all the shapes, bring your log back to the Children's Library for the next log, a sticker, a coloring page and to move your turtle down the wall.

